

IWW

Apr.6-7
2018

4LS

2018

Interdisciplinary
Workshop for
Leading Students



PH.D. PROGRAM IN
EMPOWERMENT
INFORMATICS



Graduate Program for
Embodiment Informatics



JUN-KAN
LEADING GRADUATE PROGRAM
NAGOYA UNIVERSITY
Real-World Data Circulation



Brain Architect
Toyohashi Tech

Schedule

Apr.6	14:30-15:00	Reception (@ Empowerment Studio)
	15:00-15:10	Greetings from host university and explanation of the schedule
	15:10-15:50	Introduction of each Leading program (7 min each)
	15:50-16:00	Break time
	16:00-17:00	Tour of the EMP facilities
	17:00-19:30	Group work (Mainly Ideathon)
	20:00	End – Move to the accommodation
Apr.7	09:00-12:00	Group work (Mock-up creation, etc.)
	12:00-13:00	Lunch (@ The 3rd Area Cafeteria)
	13:00-13:50	Group Work Summarize (Prepare presentations, etc.)
	13:50-14:10	Move to Research Building B Room RB0110
	14:10-15:10	Presentation (14 min presentation (50%) and Q&A (50%), 4 teams)
	15:10-15:20	Break
	15:20-16:10	Presentation (14 min presentation (50%) and Q&A (50%), 3 teams)
	16:10-16:15	Closing
	16:15-16:30	Commemorative photo
	16:40-19:00	Information exchange meeting–Commendation (@ Marhaban)

WorkShop

A lot of things seen in science fiction have been realized since our childhood. How do we imagine the future in 20 years from now? What will we create to change people's lives?

We will try to come up with answer to these questions and consider future lifestyle, devices, services, and systems. Each team will create prototypes using cardboard etc., and present their future world in form of a play in the final presentation.

子供の頃にSF小説の中でみた物が今日では多数実現化されている。では、20年後の未来に、私達は何を生みだし、人々の生活をどう変えるのだろうか。

今回のグループワークで私達が考えるのは、20年後の未来に私達を実現化するであろう、未来のライフスタイル、デバイス、サービス、システムである。

各チームはダンボール等を使ったプロトタイプングを行い、最終発表では未来の世界を劇形式で表現する。

The IW4LS-2018 organizers prepare the following items for each team:

Idea usage

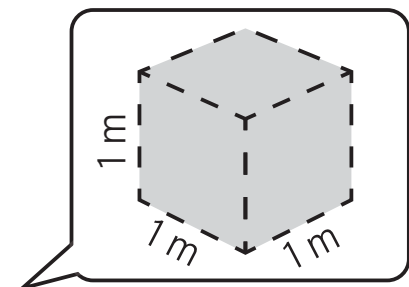
- Easel pad
- Post-it (75 x 75 mm, 75 x 127 mm)
- Water-based pen 8 colors (1 set)

Tools

- 2 cutter AL type
- 1 cutter mat (A3 size)
- 2 scissors
- 2 curing tapes
- 2 craft tapes
- 1 styrol cutter
- 1 bond for woodworking (net 180 g)
- 1 glue for polystyrene
- 2 cello tape
- Glue stick (mainly for papers)

Materials

- Cardboard
- Styrofoam (plate-type / column-type)
- PP sheets each color
- Colored drawing paper
- Bamboo trees
- Straw



The size limitation (max) of mock-up is 1 m cubic.

As long as within the limitation, creating more than one is permitted.

Equipment such as laser cutter, UV printer cannot be used.

Teams and Mentors

The mark © indicates team's leader.

Please refer to the flyer distributed at the venue

Please refer to the flyer distributed at the venue

Accommodation

The IW4LS-2018 organizers reserved **Tsukuba Kenshu Center** as accommodation place after the group work on the first day.

*note: Please pick up ALL your luggages on the 2nd day morning.
You cannot left your luggages at your accomodation.

Route

Bus stop "**Dai-san Area Mae**" (in front of the Empowerment Studio)

↓ bus bound for "**Tsukuba Center**" or "**Tsuchiura Station**"

Bus stop "**Tsukuba Medical Center Mae**"

↓ walk 10-15 minutes

Tsukuba Kenshu Center

Bus Timetable from "Tsukuba Medical Center Mae" on 4/7 (Sat)

8:27 荒川沖駅→筑波大学中央

8:35 土浦駅→筑波大学中央

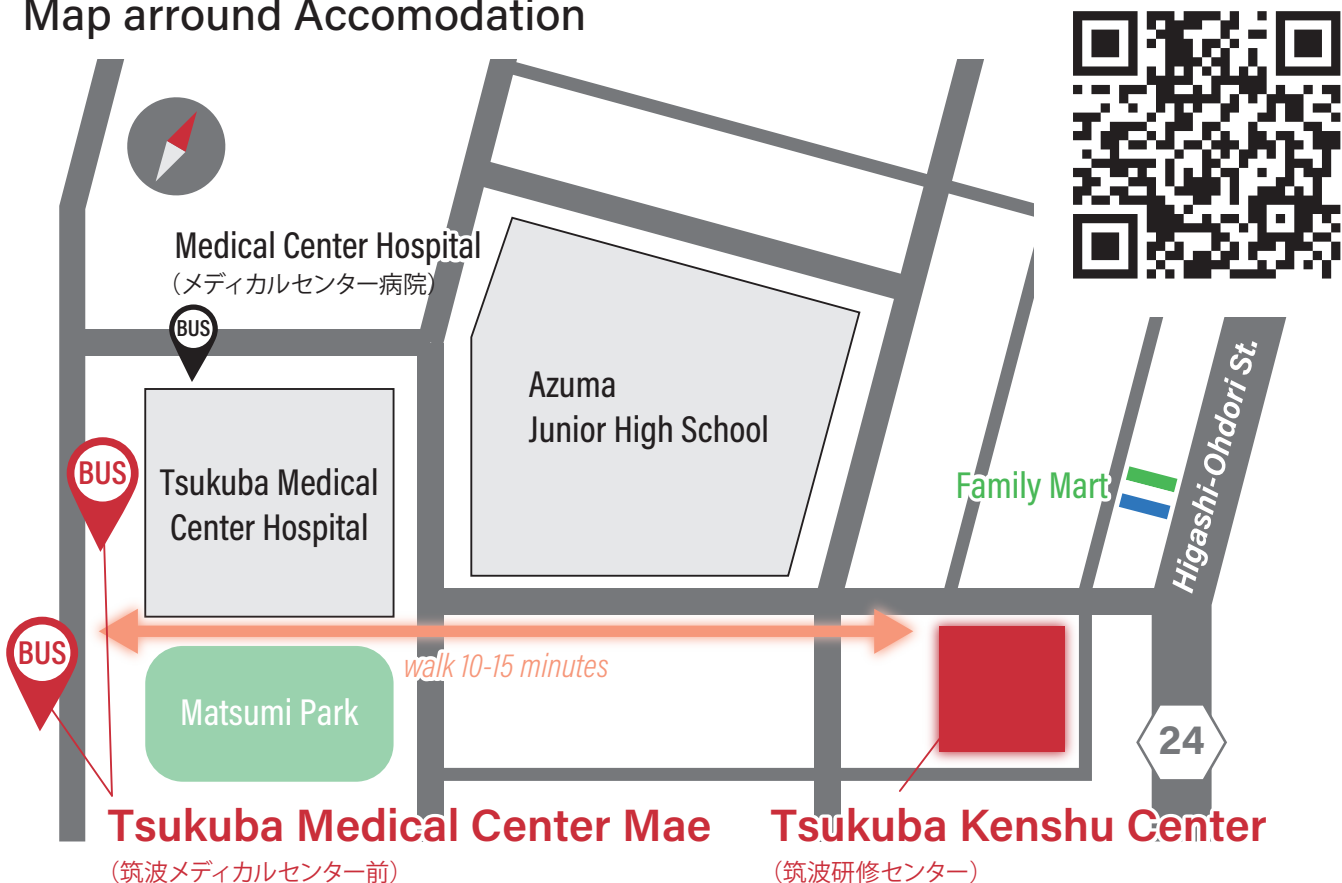
8:43 筑波大学循環 [右回り] *Recommended*

8:45 土浦駅→筑波大学中央

8:50 ひたち野うしく 駅→筑波大学中央

You can use the transportation IC card such as "Suica" or "Pasma" on the bus.

Map around Accomodation



Dinner Meeting

The IW4LS-2018 organizers highly recommend you to do “**Dinner Meeting**” with your team members, in order to get to know each other and make the workshop better.

Of course, it is welcomed to discuss about the strategy for workshop and presentation or talk about your/members’ research.

We hope that you will find the Dinner Map useful.

You can access from the following QR-code or URL.

Please refer to the flyer distributed at the venue

Evaluation of Presentation

Your presentation will be evaluated by students and faculty based on the following viewpoints in 5 degree. The points by students account for 50%, and by the point by faculty account for 50% of the total.

A. Quality of Viewpoint / Idea

B. Feasibility

C. Social impact

D. Cleanness of presentation

You can evaluate ALL teams via following Google Form.

Please access the following QR-code or URL for evaluating.

Please refer to the flyer distributed at the venue

Map

Empowerment Studio Floor Map

1. 多機能実験モジュール

- ① 「ショールーム型」実験室
- ② 「ノマド型」実験室

2. Grand Gallery

3. Large Space

4. Large Space 管制室

- 5. 会議室
- 6. 教員室
- 7. 小実験室
- 8. EMP Square

1. Multi-Functional Module

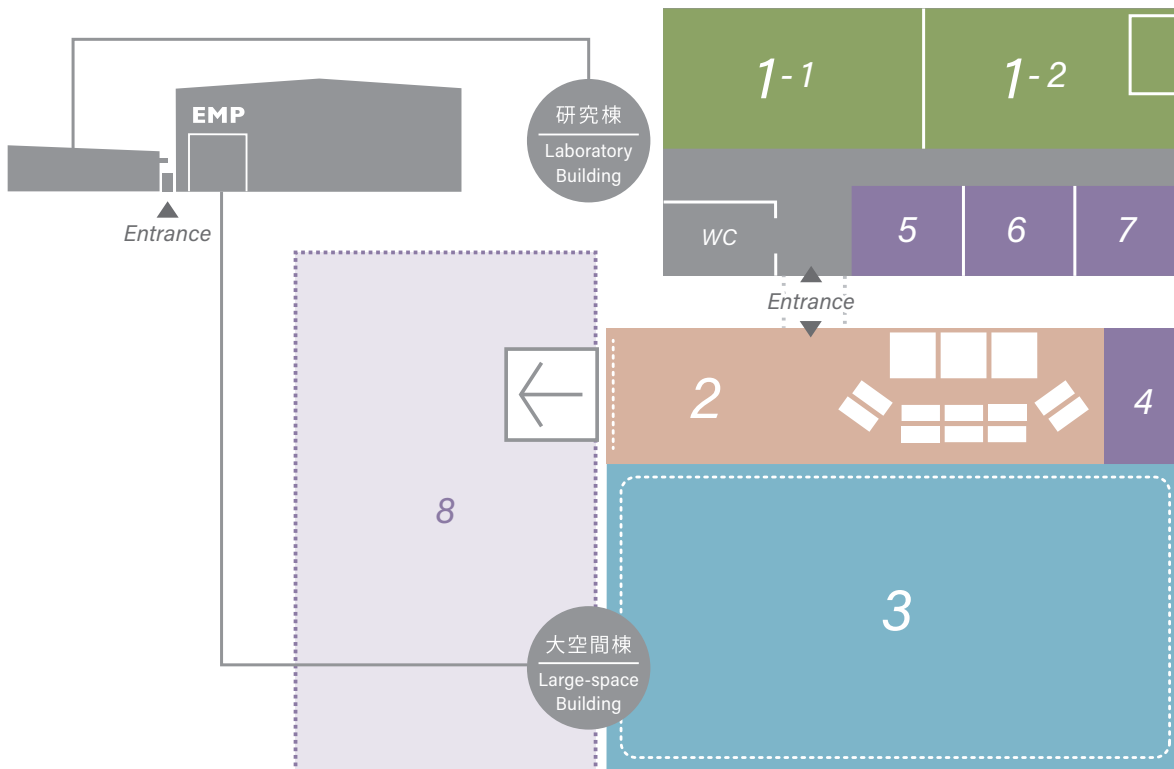
- ① Showroom Laboratory
- ② Nomad-type Laboratory

2. Grand Gallery

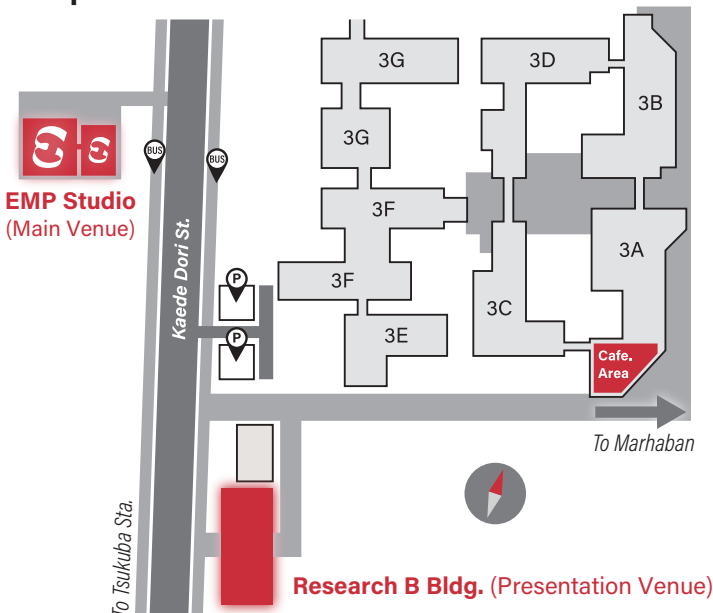
3. Large Space

4. Control Room of Large Space

- 5. Meeting Room
- 6. Faculties
- 7. Small Laboratory
- 8. EMP Square



Map Around EMP Studio



Contact

IW4LS-2018 Organizers

Leading Graduate School Education Promotion Organization
 University of Tsukuba, 3rd Area Building A 2nd Floor 3A218
 1-1-1 Tennodai, Tsukuba, Ibaraki, 305-8573
 Phone: 029-853-8740
 E-mail: iw4ls@emp.tsukuba.ac.jp

